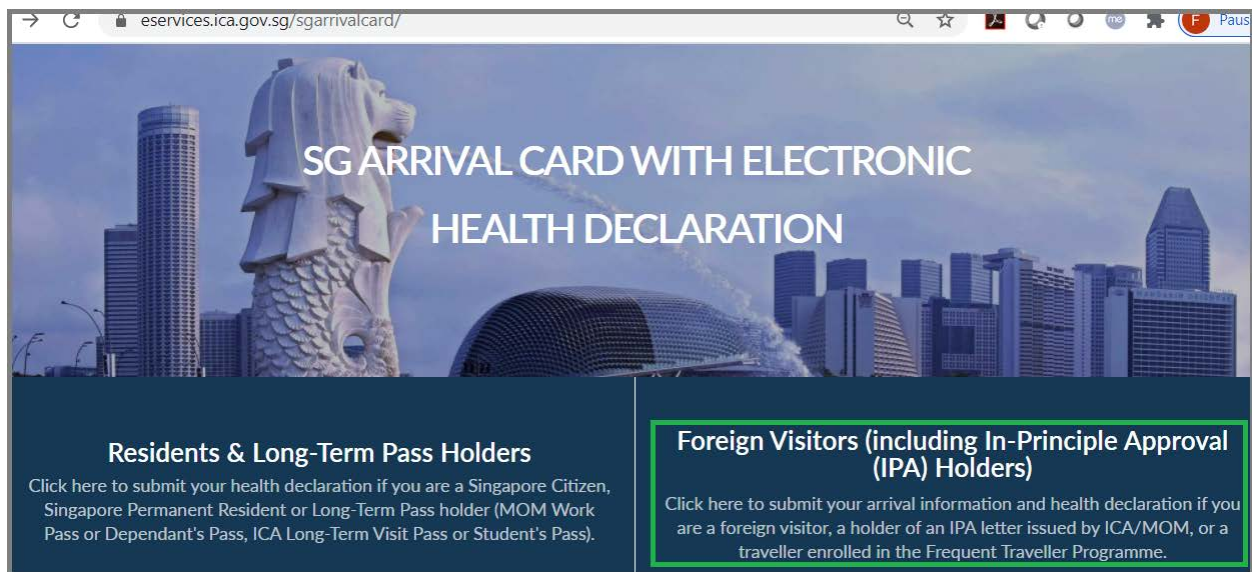




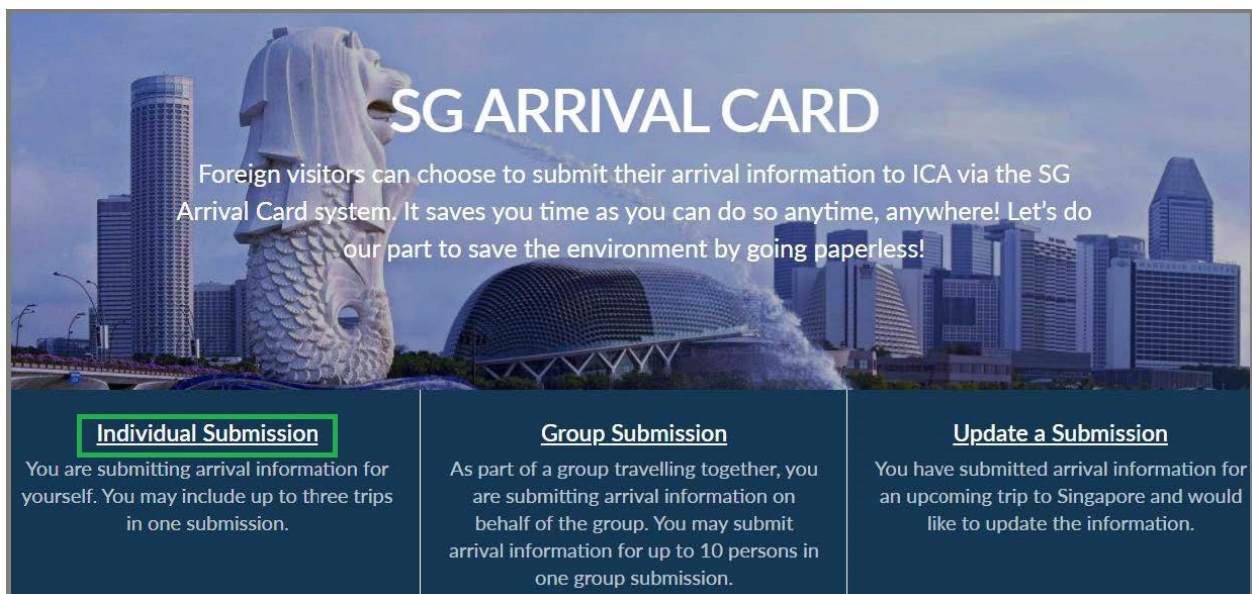
Royal Caribbean Group

How to Complete Your Singapore Arrival Card

1. Go to <https://eservices.ica.gov.sg/sgarrivalcard/>.
2. On the homepage, click on **Foreign Visitors**.



3. Select **Individual Submission**.



A MEMBER OF ROYAL CARIBBEAN GROUP





Royal Caribbean Group

4. Fill out the required information completely and accurately, and submit the e-form.

Particulars	Trip	Preview	Submit
Personal Information	Estimated completion time: 5 to 7 mins Mandatory fields are indicated by a red asterisk *		
Trip 1 Information	Personal Information		
	Full Name (In Passport) *		
	Sex *	Date of Birth *	
	Please Select Option	dd/mm/yyyy	
	Place of Residence *		
	Please Select Option		

IMPORTANT REMINDERS: Enter the following information in the **Trip** section of the form:

- In **Type of Accommodation in Singapore**, select **HOTEL**.
- In **Name of Hotel**, select **OTHERS**.
- In **Name of Hotel (Others)**, write **QUANTUM OF THE SEAS**.

Personal Information	Type of Accommodation in Singapore *	Name of Hotel *
Trip 1 Information	HOTEL	If you are unable to find your hotel name, you may select "OTHERS" under the "Name of Hotel" dropdown list, and thereafter, key in the hotel name manually in the "Name of Hotel (Others)" field.
	Name of Hotel (Others) *	OTHERS
	QUANTUM OF THE SEAS	

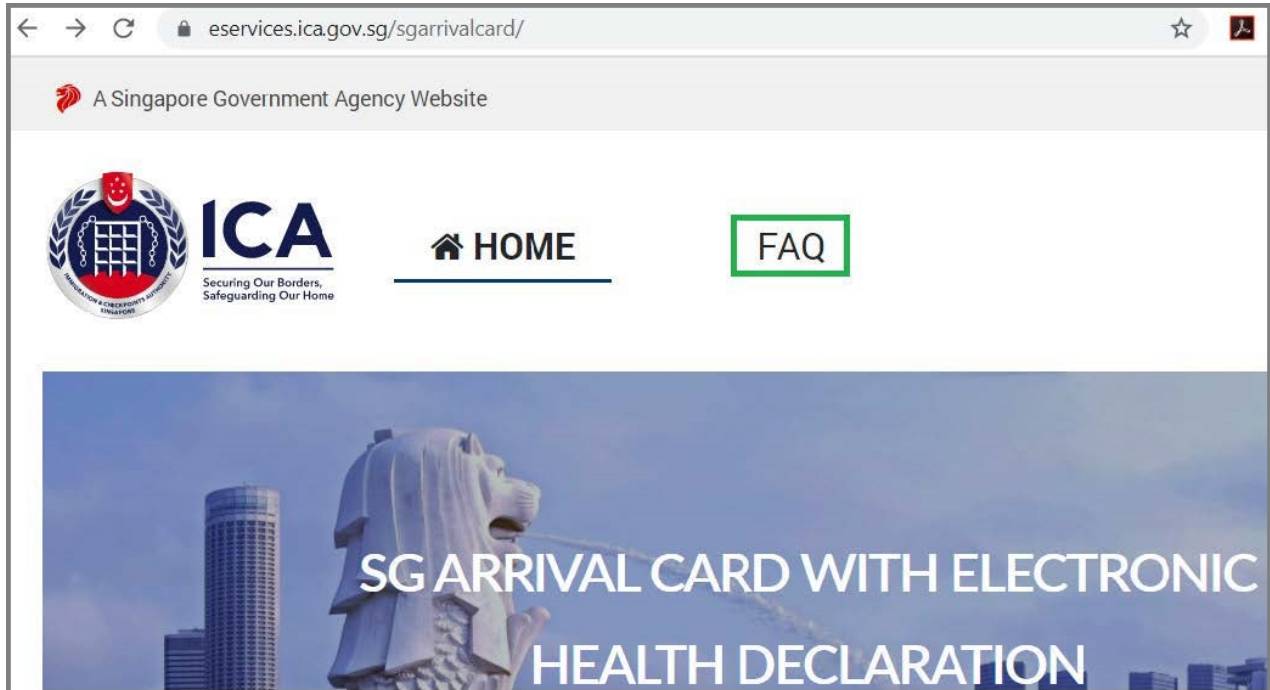
A MEMBER OF ROYAL CARIBBEAN GROUP





Royal Caribbean Group

For more information, click on **FAQ**.



A MEMBER OF ROYAL CARIBBEAN GROUP

